

Technical Manual



SAFETY
FOR
FUTURE



www.emme-italia.com

Via del Molino, 40 - 52010 Corsalene (AR) - Italy - info@emme-italia.com - Tel. +39.0575.511320
P.IVA/ C.F. 11208251006 - R.E.A. AR-159122

21065-3 : Portable Fire Extinguisher, 6 Kg ABC Powder



ON REQUEST
cylinder with clip,
code:
21065-35

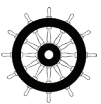


- **CYLINDER**
In high-strength alloy steel, deep drawing, external powder painting Red Ral 3000.
- **EXTINGUISHING AGENT**
ABC Powder - MAP 20 %.
- **PROPELLANT**
Dehumidified air or nitrogen (N₂).
- **VALVE**
M. 30x1.5, brass body, levers with red painting Ral 3000.
- **USE**
A B C fire rating
(solid materials, flammable liquids, flammable gas).

Note: image is for illustrative purpose only, the product purchased can has some difference

6 Kg powder fire extinguisher, temperature range from -30°C to +60°C, manufactured in accordance to **UNI EN 3-7 (D.M. 7.1.2005)**, approved Marine Equipment Directive **MED 2014/90/EU**, certified according to the directive for pressure equipment PED 2014/68/EU. Manufactured according at productions checks as agreed with **EN 3-10**. Quality Product certification guaranteed by Bureau Veritas Italia. Suitable for use on fire involving electrical voltages up to 1'000 V, at a minimum distance of 1 meter.

APPROVED/CERTIFIED FIRE EXTINGUISHER:



EN 3-10
Inspection Certificate
N° 55840/21/NMJ/nmj



FIRE
RATING :



55



233



✓

REPRODUCTION IS PROHIBITED

File name	Type of document	Fire Extinguisher Model	Date	Rele.	Check	Rev.	Pag.
21065-3_Technical manual	Technical manual	21065-3_21065-35	14/10/2024	M.R		2	1/3

21065-3 : Portable Fire Extinguisher, 6 Kg ABC Powder

• INSTALLATION

The installation and the control and/or recovery operations of fire extinguisher must be performed by qualified technician and in accordance to current regulations on the matter.

• USE

• MAINTENANCE

The technician will carry out annual inspection for check the internal pressure and after all other steps planned during the fire extinguisher useful life.

Any tampering or operation performed by unqualified technician, void the product warranty.

If possible, is recommended to place fire extinguisher in a dry place, protected from atmospheric agents.

For installation, use and maintenance follow as indicated in file : EPP_1_ENG

TECHNICAL SPECIFICATIONS

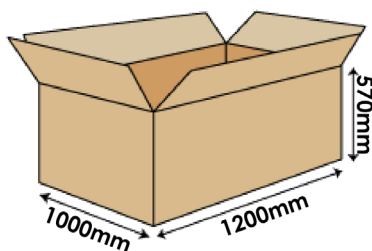
FIRE RATING	55 A 233 B C
EXTINGUISHING AGENT	ABC powder - MAP 20 % (ABC Favorit Tertia - Rühl)
PROPELLANT	Dehumidified air or Nitrogen (N ₂), 15 Bar at 20°C
TEMPERATURE RANGE	-30°C / +60°C
NOMINAL CHARGE	6 Kg
FULL WEIGHT	~ 9,4 Kg
DIMENSIONS	Height (base - valve) 540 +/- 5 mm Diameter (cylinder) 160 +/- 2 mm
DISCHARGE TIME	~ 18,7 seconds
CYLINDER PRESSURE TEST	PT 27 bar
CYLINDER VOLUME	7,8 Liters
SAFETY DEVICE	Set between 20 and 26 bar
CYLINDER MATERIAL	Steel alloy
TREATMENT	Outside: Sandblast and powder painting, Ral 3000

PACKAGING

(Note: quantities and measurements are indicative and can be subject at changes)


STANDARD

Maximum nr. 100 pieces for pallet
(44 pieces for box, max 2 boxes for pallet)
(12 pieces. single packaging)
Pallet dimensions 100x120x160(h) cm



ON REQUEST: SINGLE PACKAGING

- maximum 64 pieces on pallet 100x120
- maximum 48 pieces on pallet 80x120



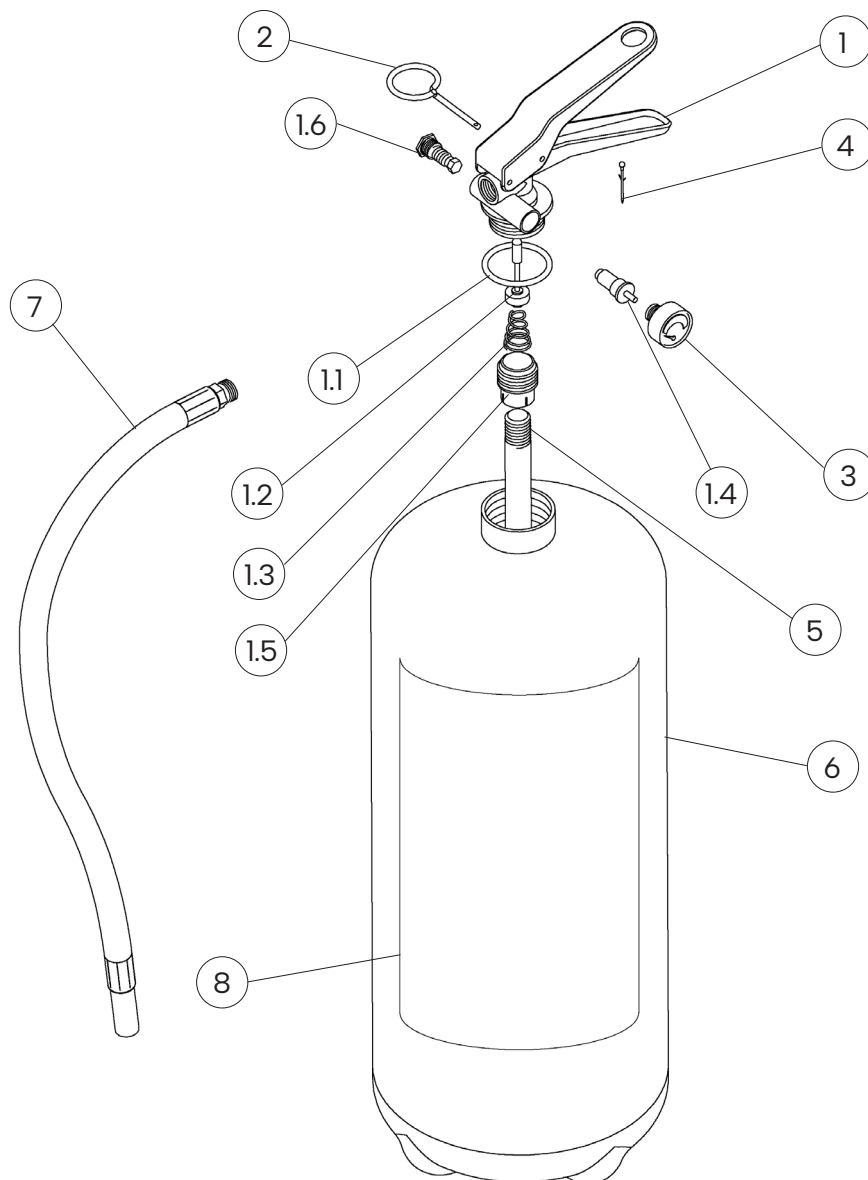
TRANSPORT DISPOSAL

Land transport : Exemption for the purposes of ADR disposal 594
Ship Transport : IMDG Code - UN 1044 class 2.2 Fire Extinguishers

File name	Type of document	Fire Extinguisher Model	Date	Rele.	Check	Rev.	Pag.
21065-3_Technical manual	Technical manual	21065-3_21065-35	14/10/2024	M.R		2	2/3

21065-3 : Portable Fire Extinguisher, 6 Kg ABC Powder

COMPONENTS AND SPARE PARTS LIST



NUM.	DESCRIPTION	CODE
1	Valvola M. 30x1.5	0212
1.1	O-ring valve	0201R
1.2	Valve stem	0242R
1.3	Internal spring of the valve	0251R
1.4	Test valve for pressure gauge	1163
1.5	Dip tube holder	0253R
1.6	Safety device	0261R
2	Safety pin	0282-1
3	Pressure gauge	0271-1
4	Safety pin seal	0285

NUM.	DESCRIPTION	CODE
5	PVC dip tube	0154
6	Cylinder (21065-3)	0104
	Cylinder with clip (21065-35)	0104-3
7	Hose	0292
8	Label	0055-3
OPTIONAL	Iron marine bracket red painting	0316
OPTIONAL	Stainless steel marine bracket	1464
OPTIONAL	Wall-mounted bracket for fire extinguisher with clip	3036

The spare part at number 1 includes already all others components indicated from 1.1 to 1.6

File name	Type of document	Fire Extinguisher Model	Date	Rele.	Check	Rev.	Pag.
21065-3_Technical manual	Technical manual	21065-3_21065-35	14/10/2024	M.R		2	3/3