

Technical Manual



www.emme-italia.com

Via del Molino, 40 - 52010 Corsalone (AR) - Italy - info@emme-italia.com - Tel. +39.0575.511320
P.IVA/ C.F. 11208251006 - R.E.A. AR-159122

21064-4 : Portable Fire Extinguisher, 6 Kg ABC Powder



ON REQUEST
cylinder with clip,
code:
21064-7



- **CYLINDER**
In high-strength alloy steel,
3 pieces drawing, external powder
painting Red Ral 3000.
- **EXTINGUISHING AGENT**
ABC Powder - MAP 20%.
- **PROPELLANT**
Dehumidified air or nitrogen (N₂).
- **VALVE**
M. 30x1.5, brass body, levers with
red painting Ral 3000.
- **USE**
A B C fire rating
(solid materials, flammable liquids,
flammable gas).

Note: image is for illustrative purpose only, the product purchased can has some difference

6 Kg powder fire extinguisher, temperature range from -30°C to +60°C, manufactured in accordance to **UNI EN 3-7**, approved Marine Equipment Directive **MED 2014/90/EU**, certified according to the directive for pressure equipment PED 2014/68/EU. Manufactured according at productions checks as agreed with **EN 3-10**. Quality Product certification guaranteed by Bureau Veritas Italia. Suitable for use on fire involving electrical voltages up to 1'000 V, at a minimum distance of 1 meter.

APPROVED/CERTIFIED FIRE EXTINGUISHER:



FIRE
RATING :



43



233



✓

REPRODUCTION IS PROHIBITED

File name	Type of document	Fire Extinguisher Model	Date	Rele.	Check	Rev.	Pag.
21064-4_Technical manual	Technical manual	21064-4_21064-7	27/05/2025	S.R		3	1/3

21064-4 : Portable Fire Extinguisher, 6 Kg ABC Powder

• INSTALLATION

The installation must be carried out in accordance with the provisions in force in the country where the device is used.

• USE

The commissioning and maintenance activities for maintaining efficiency must be carried out in accordance with the document **EPP_1_ENG** by qualified technical personnel and in compliance with the regulations in force in the country of use.

• MAINTENANCE

Any tampering or intervention carried out by unqualified personnel will void the product warranty.

It is recommended to place the device in a dry place protected from atmospheric agents.

TECHNICAL SPECIFICATIONS

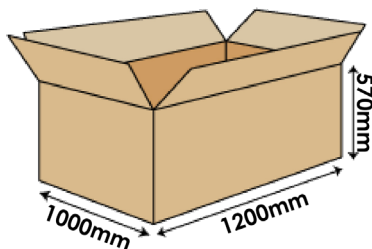
FIRE RATING	43 A 233 B C
EXTINGUISHING AGENT	ABC powder - MAP 20 % EPW 18462 (ABC Favorit Tertia - Rühl)
PROPELLANT	Dehumidified air or Nitrogen (N ₂), 15 Bar at 20°C
TEMPERATURE RANGE	-30°C / +60°C
NOMINAL CHARGE	6 Kg
FULL WEIGHT	~ 9,5 Kg
DIMENSIONS	Height (base - valve) 510 +/- 5 mm Diameter (cylinder) 160 +/- 2 mm
DISCHARGE TIME	~ 17,7 seconds
CYLINDER PRESSURE TEST	PT 27 bar
CYLINDER VOLUME	7,3 Liters
SAFETY DEVICE	Set between 20 and 26 bar
CYLINDER MATERIAL	Steel alloy
TREATMENT	Outside: Sandblast and powder painting, Ral 3000

PACKAGING

(Note: quantities and measurements are indicative and can be subject at changes)

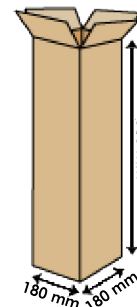
STANDARD

Maximum nr. 100 pieces for pallet
(44 pieces for box, max 2 boxes for pallet)
(12 pieces. single packaging)
Pallet dimensions 100x120x160(h) cm



ON REQUEST: SINGLE PACKAGING

- maximum 64 pieces on pallet 100x120
- maximum 48 pieces on pallet 80x120



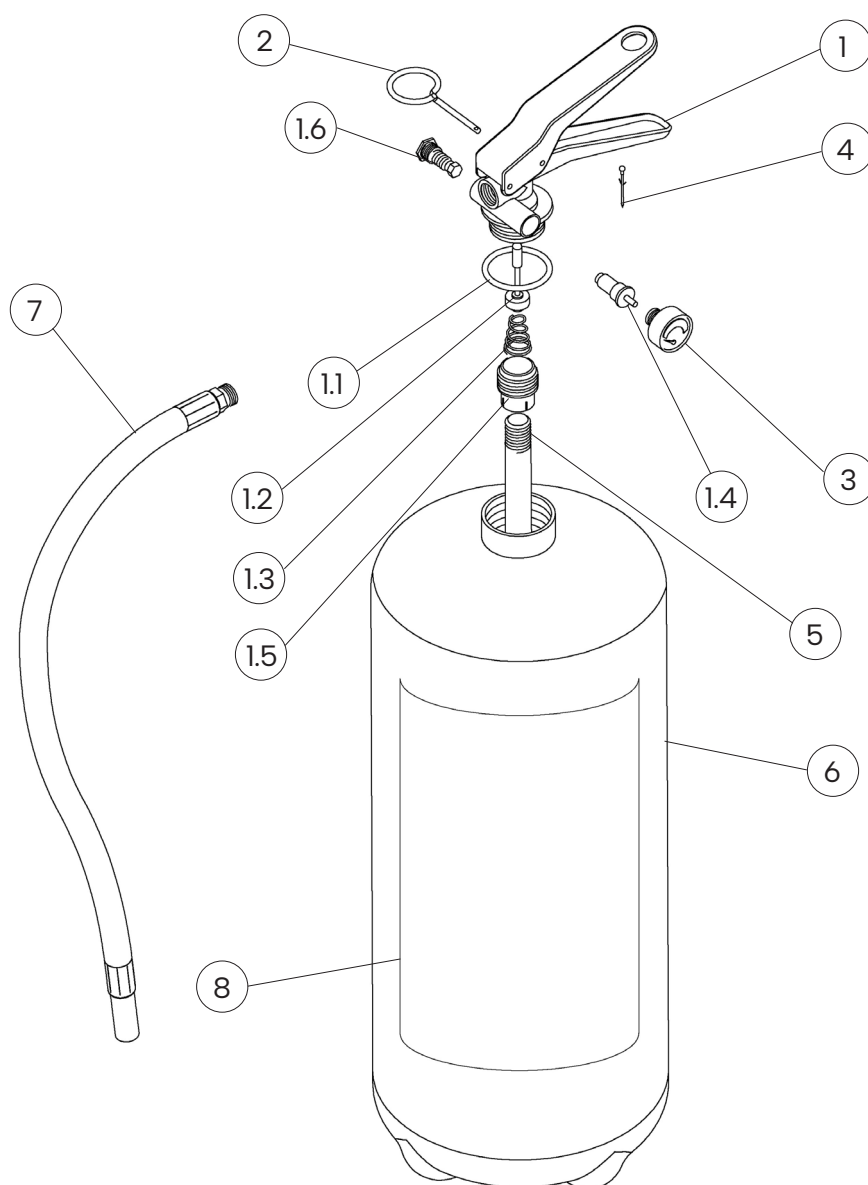
TRANSPORT DISPOSAL

Land transport : Exemption for the purposes of ADR disposal 594
Ship Transport : IMDG Code - UN 1044 class 2.2 Fire Extinguishers

File name	Type of document	Fire Extinguisher Model	Date	Rele.	Check	Rev.	Pag.
21064-4_Technical manual	Technical manual	21064-4_21064-7	27/05/2025	S.R		3	2/3

21064-4 : Portable Fire Extinguisher, 6 Kg ABC Powder

COMPONENTS AND SPARE PARTS LIST



NUM.	DESCRIPTION	CODE
1	Valvola M. 30x1.5	0212
1.1	O-ring valve	0201R
1.2	Valve stem	0242R
1.3	Internal spring of the valve	0251R
1.4	Test valve for pressure gauge	1163
1.5	Dip tube holder	0253R
1.6	Safety device	0261R
2	Safety pin	0282-1
3	Pressure gauge	0271-1
4	Safety pin seal	0285

NUM.	DESCRIPTION	CODE
5	PVC dip tube	1859
6	Cylinder (21064-4)	1848K
	Cylinder with clip (21064-7)	1848K-1
7	Hose	0292
8	Label	0082-7
OPTIONAL	Iron marine bracket red painting	0316
OPTIONAL	Stainless steel marine bracket	1464
OPTIONAL	Wall-mounted bracket for fire extinguisher with clip	3036

The spare part at number 1 includes already all others components indicated from 1.1 to 1.6

File name	Type of document	Fire Extinguisher Model	Date	Rele.	Check	Rev.	Pag.
21064-4_Technical manual	Technical manual	21064-4_21064-7	27/05/2025	S.R		3	3/3