

Technical Manual



SAFETY
FOR
FUTURE



www.emme-italia.com

Via del Molino, 40 - 52010 Corsalene (AR) - Italy - info@emme-italia.com - Tel. +39.0575.511320
P.IVA/ C.F. 11208251006 - R.E.A. AR-159122

21063-40 : Portable Fire Extinguisher, 6 Kg ABC Powder



CLIP DETAIL



- **CYLINDER**
In high-strength alloy steel, deep drawing, with clip, external powder painting Red Ral 3000.
- **EXTINGUISHING AGENT**
ABC Powder - MAP 20 %.
- **PROPELLANT**
Dehumidified air or nitrogen (N₂).
- **VALVE**
M. 58x2, lightweight aluminum alloy AA6061 body, with external device for pressure check, levers with red painting Ral 3000.
- **USE**
A B C fire rating
(solid materials, flammable liquids, flammable gas).

Note: image is for illustrative purpose only, the product purchased can has some difference

6 Kg powder fire extinguisher, temperature range from -30°C to +60°C, manufactured in accordance to **UNI EN 3-7 (D.M. 7.1.2005)**, certified according to the directive for pressure equipment PED 2014/68/EU. Manufactured according at productions checks as agreed with **EN 3-10**. Quality Product certification guaranteed by Bureau Veritas Italia. Suitable for use on fire involving electrical voltages up to 1'000 V, at a minimum distance of 1 meter.

APPROVED/CERTIFIED FIRE EXTINGUISHER:



EN 3-10
Inspection Certificate
N° 55840/21/NM/nmj



FIRE
RATING :



34



233



✓

File name	Type of document	Fire Extinguisher Model	Date	Rele.	Check	Rev.	Pag.
21063-40_Technical manual	Technical manual	21063-40	27/05/2025	S.R		3	1/3

REPRODUCTION IS PROHIBITED

21063-40 : Portable Fire Extinguisher, 6 Kg ABC Powder

• INSTALLATION

The installation must be carried out in accordance with the provisions in force in the country where the device is used.

• USE

The commissioning and maintenance activities for maintaining efficiency must be

• MAINTENANCE

carried out in accordance with the document **EPP_1_ENG** by qualified technical personnel and in compliance with the regulations in force in the country of use.

Any tampering or intervention carried out by unqualified personnel will void the product warranty.

It is recommended to place the device in a dry place protected from atmospheric agents.

TECHNICAL SPECIFICATIONS

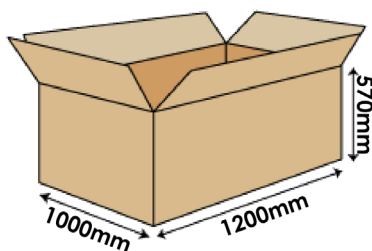
FIRE RATING	34 A 233 B C
EXTINGUISHING AGENT	ABC powder - MAP 20 % EPW 18462 (ABC Favorit Tertia - Rühl)
PROPELLANT	Dehumidified air or Nitrogen (N ₂), 15 Bar at 20°C
TEMPERATURE RANGE	-30°C / +60°C
NOMINAL CHARGE	6 Kg
FULL WEIGHT	~ 9,35 Kg
DIMENSIONS	Height (base - valve) 555 +/- 5 mm Diameter (cylinder) 160 +/- 2 mm
DISCHARGE TIME	~ 16,6 seconds
CYLINDER PRESSURE TEST	PT 27 bar
CYLINDER VOLUME	7,8 L
SAFETY DEVICE	Set between 22 and 27 bar
CYLINDER MATERIAL	Alloy steel
TREATMENT	Outside: Sandblast and powder painting, Ral 3000

PACKAGING

(Note: quantities and measurements are indicative and can be subject at changes)


STANDARD

Maximum nr. 100 pieces for pallet
(44 pieces for box, max 2 boxes for pallet)
(12 pieces. single packaging)
Pallet dimensions 100x120x160(h) cm



ON REQUEST: SINGLE PACKAGING

- maximum 64 pieces on pallet 100x120
- maximum 48 pieces on pallet 80x120



TRANSPORT DISPOSAL

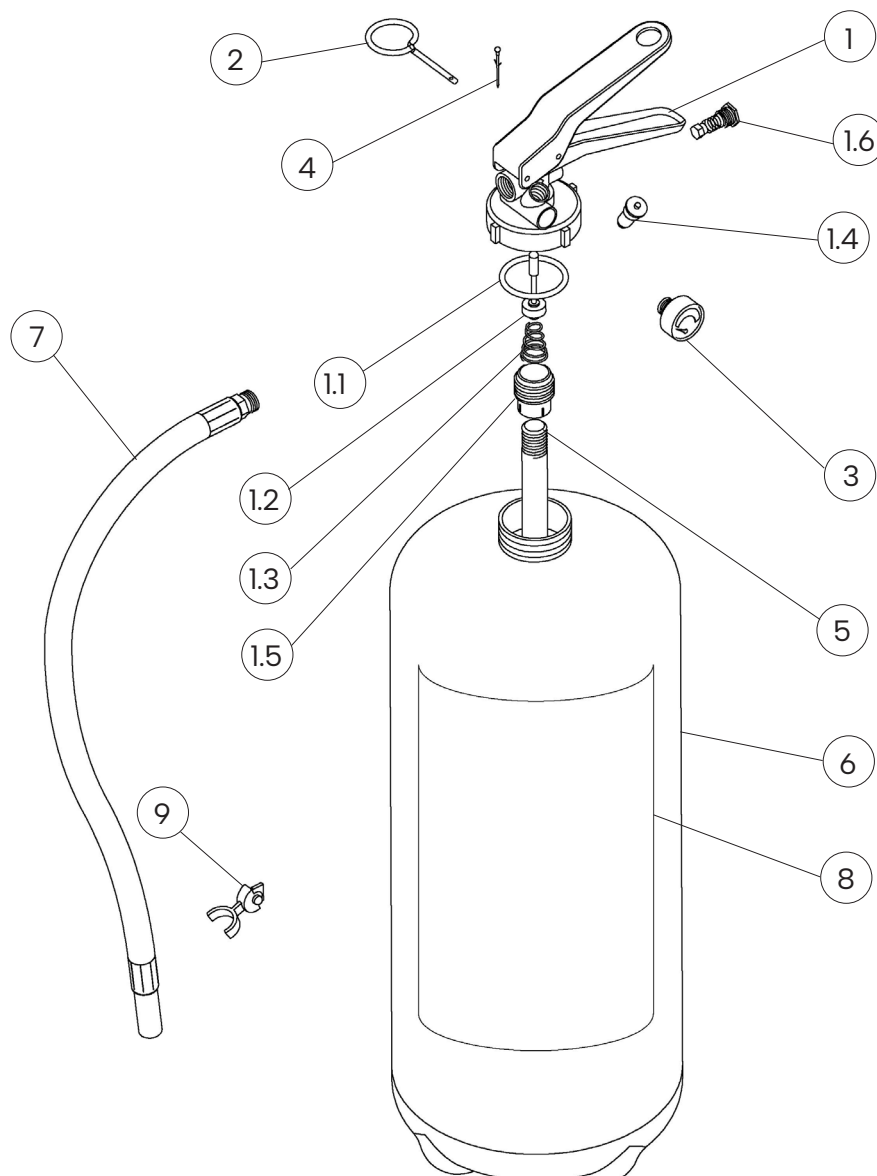
Land transport : Exemption for the purposes of ADR disposal 594

Ship Transport : IMDG Code - UN 1044 class 2.2 Fire Extinguishers

File name	Type of document	Fire Extinguisher Model	Date	Rele.	Check	Rev.	Pag.
21063-40_Technical manual	Technical manual	21063-40	27/05/2025	S.R		3	2/3

21063-40 : Portable Fire Extinguisher, 6 Kg ABC Powder

COMPONENTS AND SPARE PARTS LIST



NUM.	DESCRIPTION	CODE
1	Valvola M. 58x2	0212-6
1.1	O-ring valve	0201-4
1.2	Valve stem	n.a.
1.3	Internal spring of the valve	n.a.
1.4	Test valve for pressure gauge	1163
1.5	Dip tube holder	n.a.
1.6	Safety device	n.a.
2	Safety pin	0282-1
3	Pressure gauge	0271-1

NUM.	DESCRIPTION	CODE
4	Safety pin seal	0285
5	PVC dip tube	0154
6	Cylinder	0104-2
7	Hose	0292-3
8	Label	0054-5
9	Magnet stop hose	0301-1
OPTIONAL	Wall-mounted bracket for fire extinguisher with clip	3036

The spare part at number 1 includes already all others components indicated from 1.1 to 1.6
"n.a." mean that the component is not available as single spare part

File name	Type of document	Fire Extinguisher Model	Date	Rele.	Check	Rev.	Pag.
21063-40_Technical manual	Technical manual	21063-40	27/05/2025	S.R		3	3/3