

Use and Maintenance User Manual



www.emme-italia.com

Via del Molino, 40 - 52010 Corsalone (AR) - Italy - info@emme-italia.com - Tel. +39.0575.511320
 Other branches Emme Antincendio s.r.l. in Italy : Milano - Padova - Roma - P.IVA/ C.F. 11208251006 - R.E.A. AR-159122

22066-4 : Portable Fire Extinguisher, 6 L Foam



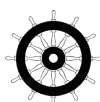
- **CYLINDER**
Stainless steel, 3 pieces drawing, external powder painting Red Ral 3000.
- **EXTINGUISHING AGENT**
Water-based foam.
- **PROPELLANT**
Dehumidified air or nitrogen (N₂).
- **VALVE**
M. 30x1.5, brass body, levers with green painting Ral 6029.
- **USE**
A B F fire rating (solid materials, flammable liquids, cooking oils)

© REPRODUCTION IS PROHIBITED

Note: image is for illustrative purpose only, the product purchased can has some difference

6 L Foam fire extinguisher, temperature range from 0°C to +60°C, manufactured in accordance to **UNI EN 3-7**, approved Marine Equipment Directive **MED 2014/90/EU**, certified according to the directive for pressure equipment PED 2014/68/EU. Manufactured according to productions checks as agreed with **EN 3-10**. Certified by **Benor**. Quality Product certification guaranteed by Bureau Veritas Italia. Suitable for use on fire involving electrical voltages up to 1'000 V, at a minimum distance of 1 meter.

APPROVED/CERTIFIED FIRE EXTINGUISHER:



MPA Dresden



EN 3-10
Inspection Certificate
N° 55840/21/NM/nmj



FIRE RATING :



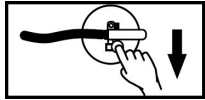
File name	Type of document	Fire Extinguisher Model	Date	Rel.	Check	Rev.	Pag.
22066-4_user manual	Use and Maintenance user manual	22066-4	22/11/2023	M.R		1	1/2

22066-4 : Portable Fire Extinguisher, 6 L Foam

TECHNICAL SPECIFICATIONS

FIRE RATING	27 A 233 B 40 F
EXTINGUISHING AGENT	Foam EWAB15 (2 % SC-6 + 10 % Inilam AX + 88 % Water)
PROPELLANT	Dehumidified air or Nitrogen (N ₂), 15 bar at 20°C
TEMPERATURE RANGE	0°C / +60°C
NOMINAL CHARGE	6 Liters
FULL WEIGHT	~ 8,4 Kg
DIMENSIONS	Height (base - valve) 530 +/- 5 mm Diameter (cylinder) 160 +/- 2 mm
DISCHARGE TIME	~ 43,5 seconds


MODALITY OF USE



1) REMOVE SAFETY PIN



2) HOLD THE HOSE



3) SQUEEZE GRIP LEVER



4) AIM THE JET AT BASE OF FIRE

Follow the instructions present on the marking label.

ATTENTION: Do not direct the jet at people. If you're dispensing in close spaces, then ventilate the room. The fire extinguisher can be used on fire involving electrical voltages up to 1'000 V, at a distance of 1 meter.

INSTALLATION AND COMMISSIONING

The installation of the fire extinguisher must be performed according to the rules in force.

The fire extinguisher have to be installed in a safe and stable support, with a gripping at a maximum recommended height of 110 cm.

The fire extinguisher must be free of obstructions and marked by an appropriate identifying label.

It is recommended to install it in a dry place, protected from the atmospheric agents.

It is recommended the installation of water-based fire extinguishers for close spaces.

The commissioning of the fire extinguisher for the protection of the area must be carried out by qualified personnel according to the rule in force within 6 months from the date of production and/or placing on themarket, reported in the declaration of conformity released by the producer.

MAINTENANCE PERIODS FOR EFFICIENCY GUARANTEES

The maintaning of the product efficiency have to be carried out from the responsible person.

It is recommended a visual check of the efficiency state every three months since the commissioning time apart if there are different dispositions.

It is advisable to : verify that the fire extinguisher would be in a correct position, safe and stable, free from impediment for the use; identify the fire extinguisher with an appropriate identification sign; make sure of its structural integrity and that is free from any damage; check that the original documentations is available.

Any restoration operations and instrumental checking have to be realized exclusively by qualified personnel who possess the necessary documentations to maintain the constancy of the product performance.

Any tampering or intromission by unauthorized personnel voids the product warranty.

File name	Type of document	Fire Extinguisher Model	Date	Rele.	Check	Rev.	Pag.
22066-4_user manual	Use and Maintenance user manual	22066-4	22/11/2023	M.R		1	2/2