

Use and Maintenance User Manual



www.emme-italia.com

Via del Molino, 40 - 52010 Corsalone (AR) - Italy - info@emme-italia.com - Tel. +39.0575.511320
Other branches Emme Antincendio s.r.l. in Italy : Milano - Padova - Roma - P.IVA/ C.F. 11208251006 - R.E.A. AR-159122

18508-4 - Piemonte 18214 : Wheeled Fire Extinguisher, 50 Kg ABC Powder



- **CYLINDER**
In high-strength alloy steel, external powder painting Red Ral 3000.
- **EXTINGUISHING AGENT**
ABC Powder - MAP 40 %.
- **PROPELLANT**
Dehumidified air or nitrogen (N₂) .
- **VALVE**
2"-F , brass body, lever with red painting Ral 3000.
- **USE**
A B C fire rating
(solid materials, flammable liquids, flammable gas).
- **BRACKET**
Chassis on wheels, welded at the cylinder, red painting Ral 3000.

Note: image is for illustrative purpose only, the product purchased can has some difference

50 Kg powder wheeled fire extinguisher, temperature range from -30°C to +60°C, manufactured in accordance to **UNI EN 1866-1 (D.M. 6.3.92)**, certified according to the directive for pressure equipment PED 2014/68/EU.

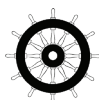
Quality Product certification guaranteed by Bureau Veritas Italia.

Suitable for use on fire involving electrical voltages up to 1'000 V, at a distance of 1 mt.

APPROVED/CERTIFIED FIRE EXTINGUISHER:



For certified MED 2014/90/EU version:
cod. 16508



**FIRE
RATING :**



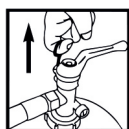
File name	Type of document	Fire Extinguisher Model	Date	Rele.	Check	Rev.	Pag.
18508-4_user manual	Use and Maintenance user manual	18508-4	07/09/2023	M.R		1	1/2

18508-4 - Piemonte 18214 : Wheeled Fire Extinguisher, 50 Kg ABC Powder

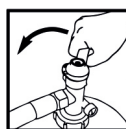
TECHNICAL SPECIFICATIONS

FIRE RATING	A IV B C
EXTINGUISHING AGENT	ABC Powder - MAP 40 % EPB 0351 (QFIRE 40 - Quimica 21, S.L.)
PROPELLANT	Dehumidified air or Nitrogen (N ₂), 15 bar at 20°C
TEMPERATURE RANGE	-30°C / +60°C
NOMINAL CHARGE	50 Kg
FULL WEIGHT	~ 79 Kg
DIMENSIONS	Height 1100 +/-10 mm ; Width 490 +/-10 mm Depth 560 +/-10 mm
DISCHARGE TIME	~ 39 seconds

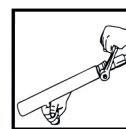
MODALITY OF USE



- 1) UNWIND THE HOSE
- 2) REMOVE SAFETY PIN



- 3) OPEN THE VALVE



- 4) HOLD THE HOSE, MOVE THE LEVER
AND AIM THE JET AT BASE OF FIRE

Follow the instructions present on the marking label.

ATTENTION: Do not direct the jet at people. If you're dispensing in close spaces, then ventilate the room. The fire extinguisher can be used on fire involving electrical voltages up to 1'000 V, at a distance of 1 meter.

INSTALLATION AND COMMISSIONING

The installation of the fire extinguisher must be performed according to the rules in force. The fire extinguisher have to be installed in areas with large spaces and free from obstacles. The fire extinguisher must be free of obstructions and marked by an appropriate identifying label. It is recommended to install it in a dry place, protected from the atmospheric agents. It is recommended the installation of water-based fire extinguishers for close spaces. The commissioning of the fire extinguisher for the protection of the area must be carried out by qualified personnel according to the rule in force within 6 months from the date of production and/or placing on themarket, reported in the declaration of conformity released by the producer.

MAINTENANCE PERIODS FOR EFFICIENCY GUARANTEES

The mantaning of the product efficiency have to be carried out from the responsible person. It is recommended a visual check of the efficiency state every three months since the commissioning time apart if there are different dispositions. It is advisable to : verify that the fire extinguisher would be in a correct position, safe and stable, free from impediment for the use; identify the fire extinguisher with an appropriate identification sign; make sure of its structural integrity and that is free from any damage; check that the original documentations is available. Any restoration operations and instrumental checking have to be realized exclusively by qualified personnel who possess the necessary documentations to maintain the constancy of the product performance. Any tampering or intromission by unauthorized personnel voids the product warranty.

File name	Type of document	Fire Extinguisher Model	Date	Rele.	Check	Rev.	Pag.
18508-4_user manual	Use and Maintenance user manual	18508-4	07/09/2023	M.R		1	2/2